
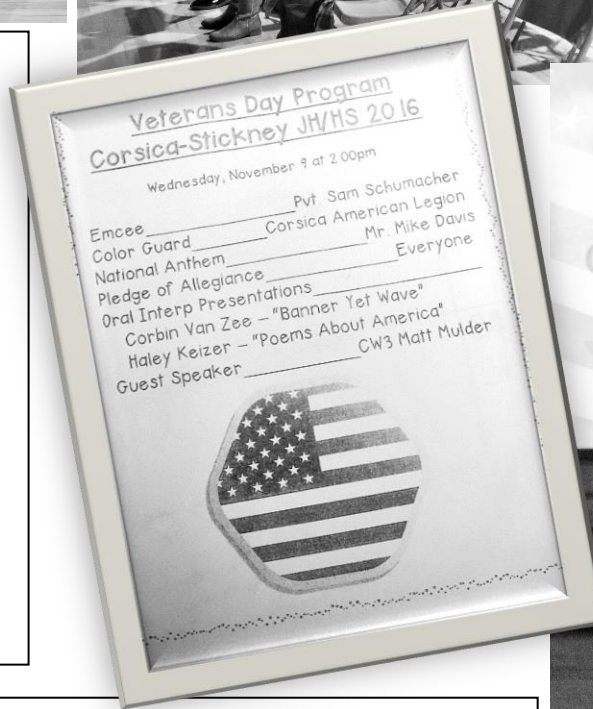



December 2016



C/S Jr High & High School along with the Corsica American Legion sponsored a Veteran's Day program in the HS gym. Mr. Mike Davis played the National Anthem on the trumpet. Corsica senior, Private Sam Schumacher led the crowd in the Pledge of Allegiance and then introduced the Oral Interp selections performed by Corbin VanZee and Haley Keizer. Sam then welcomed Corsica alumni & guest speaker, CW3 Matt Mulder who presented a slideshow of his several tours overseas as a Blackhawk Helicopter pilot.



Clockwise from top left, CW3 Matt Mulder giving his speech, the crowd, Emcee Pvt. Sam Schumacher, Sam with Corbin VanZee, Haley Keizer, and Matt visiting with some high school boys about his military experiences.

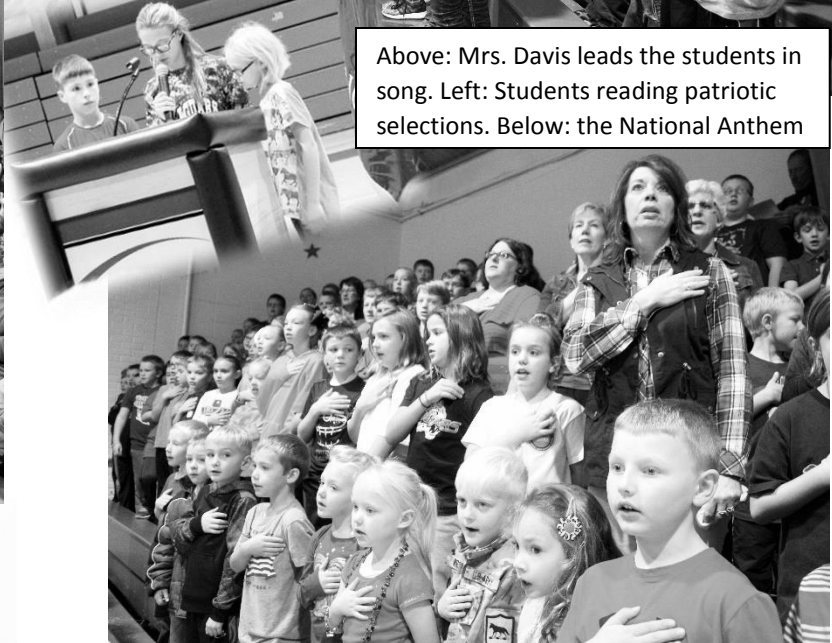




Above: Stickney American Legion members
Below: Legion Commander Tyler Gerlach presenting the Korean War medal to Clifford Guenthner family.



Above: Mrs. Davis leads the students in song. Left: Students reading patriotic selections. Below: the National Anthem



Above: First Lieutenant Adam Punt. Right: Tyler & Delayne preparing the Korean medal. Below: Jim Guenthner plays the ever moving "Taps". Below right: students reading more patriotic selections.




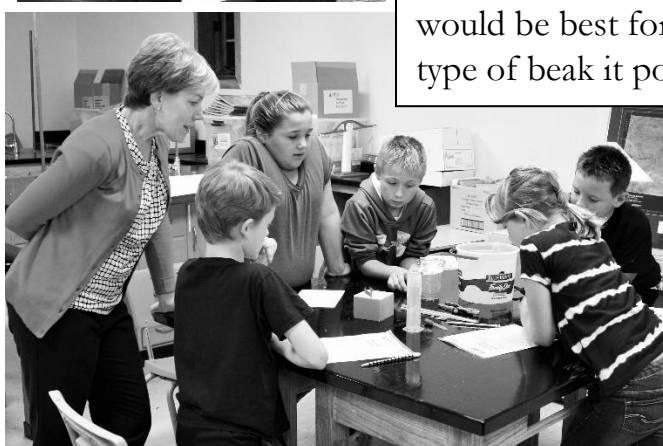
C/S Elementary along with the Stickney American Legion presented a Veteran's Day program that included patriotic readings and music. Legion Commander Tyler Gerlach along with Delayne Persson presented the Korean War medal to the family of Clifford Guenthner. After the program a Flag Retirement & Burning Service was performed by the Legion and the Stickney Fire department in the parking lot instructing the students in the proper disposal of unusable flags.



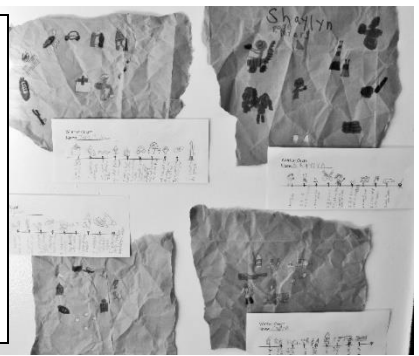


4th Grade Experiment

The fourth graders investigated why birds have different beaks. They used tools such as regular pliers, needle-nose pliers, forceps, and chop sticks to determine what foods would be best for each type of beak. They tried to crack sunflower seeds and black walnuts, pick up rice, drink juice, and pull gummy worms out of sand with each tool. When they completed the activity they decided which birds' beaks matched the tools and what foods would be best for each kind of bird because of the type of beak it possessed.



Another fourth grade project was to take brown paper sacks and cut them in to buffalo hide shapes and then draw "winter count" pictures on them like the Native Americans did to document their life experiences.






3rd Graders have engineering experiment.... Mrs. Koch's students were tasked with the problem of building a 3 story structure out of toothpicks and marshmallows that would withstand a 30 second earthquake that was produced by pounding on the tables. Several different ideas were tried without much success. Mrs. Kemp then showed the class a video that contained ideas to improve their structures to make them sturdier, such as crossbars and doubling the picks or overlapping them to increase strength. The students then got to try again to implement the suggestions to make better towers.



Engineering Fun





Animal Coverings and how they protect the animals in the wild was the topic of a **2nd graders** science project. By smearing lard on a gloved hand and leaving the other one unprotected and then plunging them both into ice cold water students were able to compare the insulating properties of fat and leather. Students enjoyed touching and examining the various skins and leathers brought in by their classmates.





Since the skins and furs were already available in the science room, Miss Waldner brought her **Kindergarteners** up to check them out as well. They picked a picture of an animal and had to “place” him in the right “home” of where he would be found in nature. They also glued fur, scales and feathers on a poster to “clothe” the animals in the correct coverings. Everyone enjoyed trying on the skunk and fox hats!





Trip to Nursing Home: Mrs. VandenBerge's 1st graders made their annual trip to the Good Samaritan Home in Corsica. After singing for the residents, the students made a fall craft together.

* Mrs. VandenBerge's 1st graders also had fun with an engineering experiment in the science lab where they were challenged to try to balance a book on a piece of paper for 15 seconds. After trying different ideas, they watched a video that explained that if you rolled the paper into a cylinder shape it exponentially increased its' strength. They were thrilled when this approach worked great. The students then placed a piece of paper flat across two cups to build a bridge. They were then asked to see how many pennies they could place on it before it collapsed. After accordion folding the paper and trying again they were excited to find they were now able to hold several pennies on their bridges.





HALLOWEEN



Happy



a



i



i

o



w



Fun, Fun, Fun

e

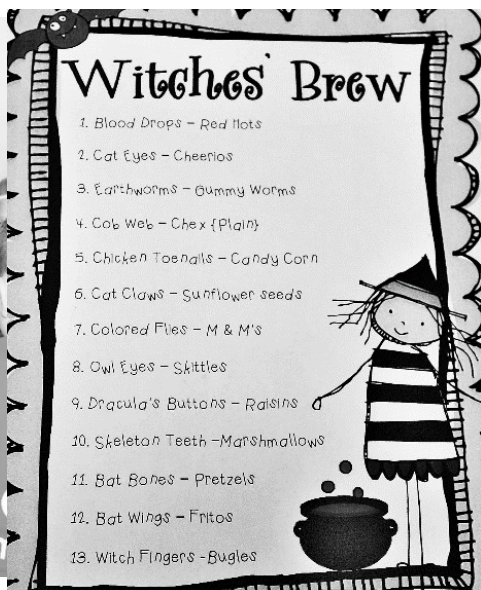


e



n





3rd Graders enjoyed making some witches' brew that was stirred in a caldron and served by a very witchy teacher!



Witches' Brew


*I'm making up some witches' brew.
I'll stir in blood drops and cat eyes too.
Next comes earthworms; slippery slop!
I will add cob webs and I won't stop.
I pulled off chickens' toenails for you.
Don't worry, I'll only use a few.
Next is cat claws and then I'll stir.
I really hope I didn't get any fun.
I put in those pesky, colored flies
And even have a few owl eyes.
Oh, Dracula is not scary at all!
I pulled off his buttons and now watch them fall.
Skeleton teeth look big and so white.
Bat bones are hard to find in the light.
I'll even add bat wings to my stew.
Witch fingers are added, but just a few.*

Let's stir and stir the witches' brew...

Booooooooooooo!



3rd Graders enjoyed eating their treat once it was all mixed together.



Brooklyn Bosma and friends explain all the different ingredients to her mother.




2nd & 3rd graders had a cooking lesson on how to seed, chop & cook apples to make applesauce. After all their hard work they got to enjoy the “fruits” of their labor.



Totem poles are used to show a family’s history through the use of different people and animal shapes. The fifth grade students created their own totem pole as an art project after reading about the Indian groups who created them.



2016 Turkey Challenge: the Elementary students collected canned fruits and vegetables this year as their portion of the contest between Plankinton, White Lake and Stickney schools to collect the most food for the Aurora Co. food pantry’s Thanksgiving boxes.




On October 27th children around the world highlighted the importance of children's literacy by participating in the world's largest shared reading experience. Jumpstart's *Read for the Record* campaign chosen book this year was The Bear Ate Your Sandwich by Julia Sarcone-Roach. Mrs. DeBoer's 5th graders and Mrs. VandenBerge's 1st graders took part in this venture.




Book Summary: "By now I think you know what happened to your sandwich. But you may not know how it happened. So let me tell you. It all started with the bear."

So begins Julia Sarcone-Roach's delicious tale of a bear lost in the city who happens upon an unattended sandwich in the park. The bear's journey from forest to city and back home again is full of happy accidents, funny encounters, and sensory delights. The story is so engrossing it's not until the very end when we discover the narrator is a shaggy dog that we begin to suspect this is a




After both classes read the book, the fifth grade class helped the first graders plan and design a trap to catch what they were sure was that sandwich eating bear. They drew and colored pictures of their many unique and creative traps that they imagined would work well. After that they enjoyed jelly sandwiches.






CPR Training

This fall seventeen freshman at Corsica-Stickney High School took part in a CPR training course. Nicole Neugebauer, the Douglas County Armour Ambulance Director, and Janae Lagge, a local EMPT, visited the freshman as part of their Health class curriculum. As part of the training the students participated in a variety of activities. Students viewed a video demonstrating the CPR procedure, as well as stressing the importance of learning CPR in order to help save lives. Students were instructed the "Hands-Only" CPR procedure, which focuses on using chest compressions to save lives. Students got a hands on approach to doing CPR through the use of "Annie Dolls," they were able to demonstrate the skills they learned. The number one reason people are afraid to give CPR to someone is they are afraid they are doing it wrong, any CPR is better than no CPR. Through this training course Corsica-Stickney students now have the knowledge and skills in order to save lives!



All-State Choir 2016



Above Left: C/S All-State Choir members with Directors: L to R: Mrs. Davis, Haley Keizer, Jacob Joachim, Landon DeBoer, Faith Wolbrink, and Mr. Davis.

Above Right: The choir members and alternates: L to R: Landon DeBoer, Brooke Wieczorek, Lane Koch, Faith Wolbrink, Jacob Joachim, Haley Keizer, and Christian Clairmont.

They all attended 2 choral workshops (one in Vermillion on the USD campus, and one in Mitchell on the DWU campus) in preparation for All State Chorus along with many morning and in-school rehearsals.

All State Chorus & Orchestra was held in Sioux Falls at the Denny Sanford Premier Center. Students rehearsed from 8am-9pm on Friday with a break for lunch and supper. On Saturday they rehearsed from 8am-3:45pm ending with a beautiful concert Saturday evening. The concert consisted of about 1000 students from all across the state of South Dakota.

2016 Mock Election held at C/S Elementary

A civics lesson was had at the Elementary this November 8th. A voter precinct was set-up in the basement of the Elementary building. The students had to fill out a voter registration card and show it to Secretary Sherry Schumacher who then checked their name of the “official registrar list” and gave them a ballot. There were three voting booths where they could *make their mark* for their favorite candidate. Much fun was had as there were many discussions had throughout the building on “Who ya gonna vote for?” Out of the 139 votes cast, 114 were for Trump and only 25 for Clinton, shadowing the actual results across the country.



V
O
T
E



And the WINNER is:



Donald Trump

Votes=114
82%





Hillary Clinton

Votes=25
18%



V
O
T
E





ARTWORK

